


Falcon V2 Transmitters with MultiPower Mode

Falcon V2 transmitters (Tx) for Falcon F5 and Falcon F2 locators offer three power modes to balance between battery life and range.

- High power mode for a stronger signal
- Standard power mode for every day jobs
- Low power mode for extended battery life

You can identify a V2 Tx by its etching and IR sticker.




Before Operating DCI Equipment

Please read and understand the **DCI DigiGuide™ App** App manuals and all supplements completely before operating the equipment described in this guide.

Choose the Best Battery for the Job

Use alkaline batteries for Standard or Low power modes, or a DCI SuperCell battery for High power mode or extreme battery life. See the chart on Page 2.



The Current Draw  warning icon displays in the bottom left corner of the Locate Mode screen if the Tx draws too much current from a weak battery (such as an alkaline battery used on High power mode) or if the Tx is used in an incompatible drill housing.



















































Always install a fully charged battery. If you stop a job mid-bore, the Tx will go to sleep after 15 minutes and use minimal power.

Choose the Best Power Mode for the Job

Use the table below to choose the power mode for the best range and battery life for the job.

V2 transmitters (Tx) with MultiPower mode are compatible with all Falcon locators. F5 Sub-k Rebar or 8-inch Tx do not include MultiPower mode.

	19-inch V2 Transmitters			15-inch V2 Transmitters		
MultiPower Mode	High	Standard	Low	High	Standard	Low
						
Battery Life						
Alkaline	-	-	32 hrs	-	20 hrs	36 hrs
SuperCell	14 hrs	40 hrs	120 hrs	14 hrs	80 hrs	140 hrs
Depth and Data Range In Max Mode						
50ft/15m						
75ft/23m						
100ft/30m						
125ft/38m						
150ft/46m						
200ft/60m						
Depth	160ft/48m	125ft/38m	100 ft/30m	125 ft/38m	100 ft/30m	50 ft/15m
Data Range	185ft/56m	150ft/45m	125 ft/38m	150 ft/45m	125 ft/38m	65 ft/20m

The battery types listed are the only types recommended for that model and size. DCI does not recommend using other battery types.

Actual range and battery life will vary based on environment, transmitter housing, frequency, and power mode. Battery life while asleep is 400 hours for SuperCell and 200 hours for alkaline batteries.

Range is based on SAE Standard J2520.

Pair the Selected Power Mode

To select the power mode, hold the transmitter in the orientation indicated by the sticker during pairing.

You can:

- Select two new bands and set the same power mode for each band
- Change the power mode of a saved band
- Pair up and down bands independently with different power modes



<p>High Power</p>		<p>Hold the F2 or F5 transmitter facing up with the battery compartment down.</p> <p>F1 transmitters pair at Standard power in this position.</p>
<p>Standard Power</p>		<p>Hold the transmitter horizontally.</p>
<p>Low Power</p>		<p>Hold the transmitter facing down with the battery compartment up.</p>



Calibration of depth is required after pairing any new band or power level. See the **DCI DigiGuide™ App** for instructions.

For detailed information, install the **DCI DigiGuide™ App** from your smart device's App store or download the Operator's Manuals from digital-control.com. Printed manuals are available upon request. If you have questions, contact your regional DCI office or Customer Service at 1.425.251.0559 or 800.288-3610 US/CA.

Watch our DigiTrak® training videos at
www.YouTube.com/DCIKent



Printed:
1/28/2020